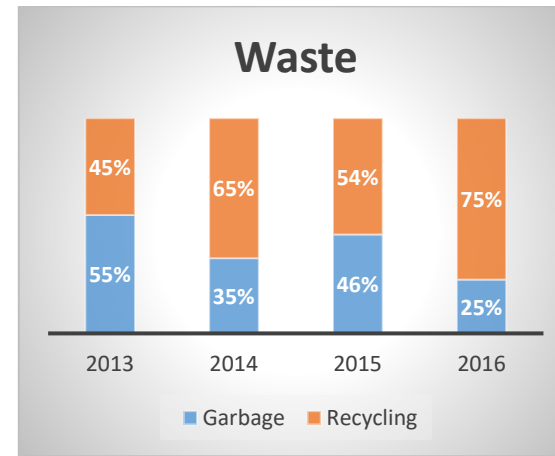
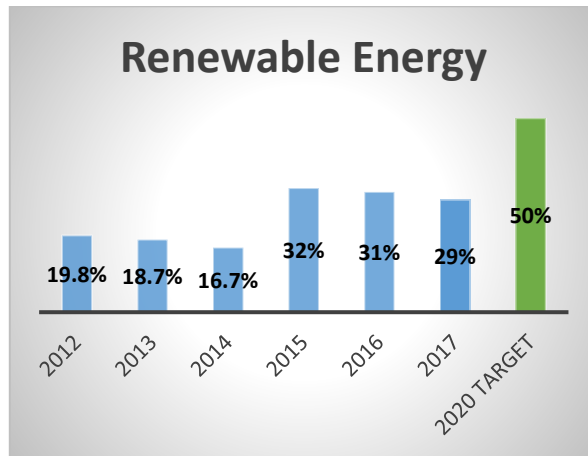




OUTDOORS – RESOURCE EFFICIENCY


Annually Reported Metrics – 2017 Results



2017 waste data not yet available

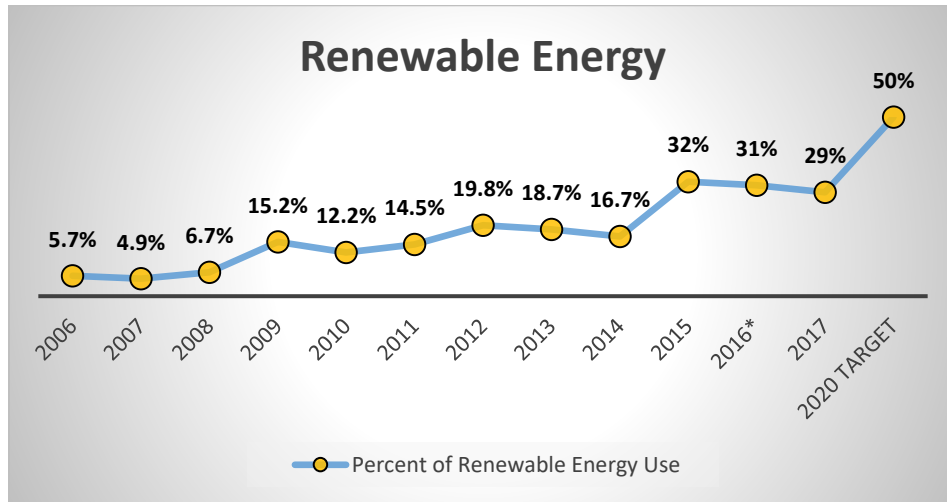
OUTDOORS – TREE PLANTING

Annually Reported Metrics - 2017 Results



For further details, analysis, and historical data, refer to respective appendices.

RENEWABLE ENERGY

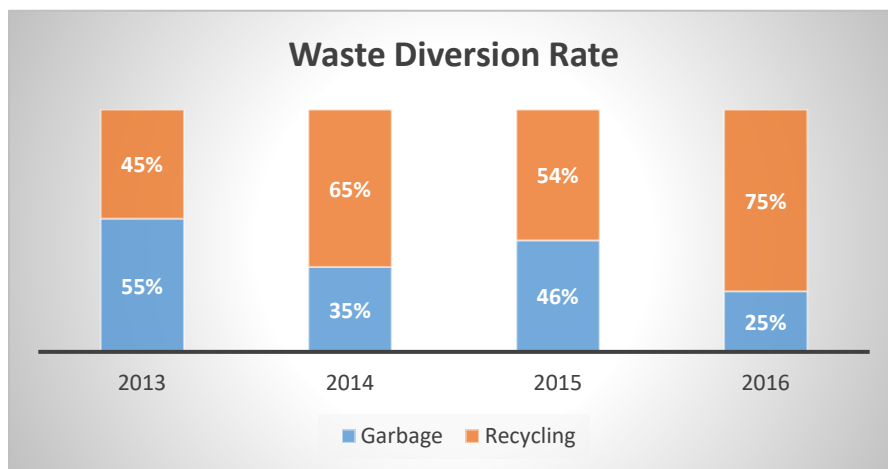


This metric measures the percentage of energy we procure from clean, renewable energy vs. fossil-fuel based energy. Renewable energy purchases represent on and off-site generation, as well as renewable energy credits. Our 2015 target is considered best practice within the [Ceres 2020 Roadmap](#), which challenges businesses to obtain at least 30% renewable energy by 2020.

2017 Result: In 2017, 29% of the energy used at Timberland’s owned and operated facilities was from renewable sources, which is a slight decrease from our 2016 (31%) result. We have aligned our targets with VF Corporation’s goal to be sourcing 100% renewable energy for all owned and/or operated facilities by 2025. Our overall Timberland target is to source at least 50% of all energy used at Timberland sites worldwide from renewable sources by 2020.

**With new data available, 2016 result decreased from 32% to 31%.*

WASTE



Timberland has a long-standing commitment to sustainability and protecting our natural resources. As part of this commitment, we have increasingly pursued recycling and composting efforts at our over 300 owned and/or operated facilities.

All facilities owned and operated globally tracked landfill diversion rates for the first time in 2013. As the above chart reflects, our efforts to date have been successful in diverting the majority of our waste streams. We continue to seek means of further improving our waste diversion rate and are looking at applying best practices from our parent company’s (VF Corporation’s) zero waste facilities. *Note: data is self-reported by each facility and is not third-party validated.*

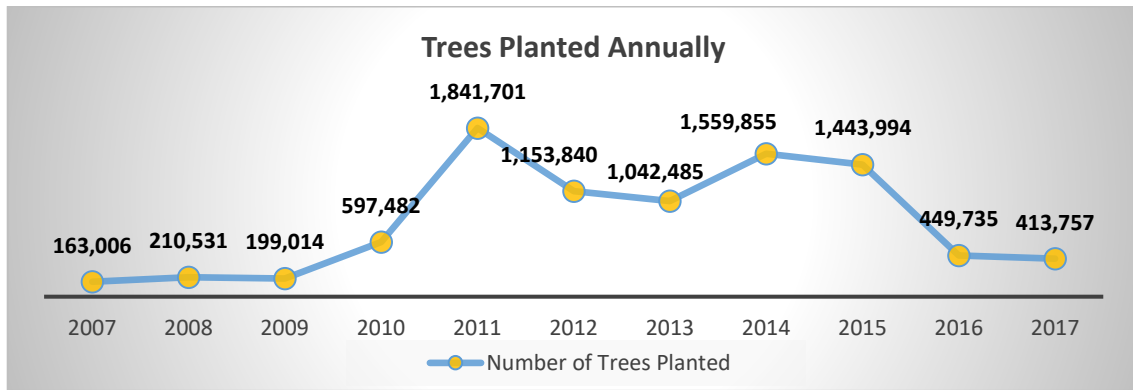
continued on next page

2016 Result: In 2016, our landfill diversion rate rose to 75%, from 54% in 2015. In 2016, sites began tracking cardboard boxes that were reused in addition to those that were recycled. Our Ontario, CA distribution center, which is one of our largest facilities, re-used 744 metric tons of cardboard in 2016, which led to our increase in diverted waste. There has also been more of a concerted effort to recycle in facilities worldwide, including in our retail stores, which account for the majority of our sites.

To learn more about VF's efforts to reduce landfill waste, click [here](#).

GREENING THE OUTDOORS

In 2001, Timberland set out to plant 1 million trees in 10 years. We accomplished our goal in 2009 and were inspired to set a new goal of planting 5 million trees in the next five years. In 2014, we had accomplished that goal, primarily based on the success of tree planting projects in China, Haiti, and the Dominican Republic. From 2001 through 2017, Timberland planted a total of **9,654,820** trees.



Read more about our tree-planting initiatives in [Haiti](#) and [China](#) on our responsibility website.

By 2020, we aim to well-exceed 10 million trees planted in total. Our efforts to green the outdoors will additionally include more focus on urban greening and engaging our consumers in doing so. You can read more about our global [urban greening efforts](#) on our Responsibility website.